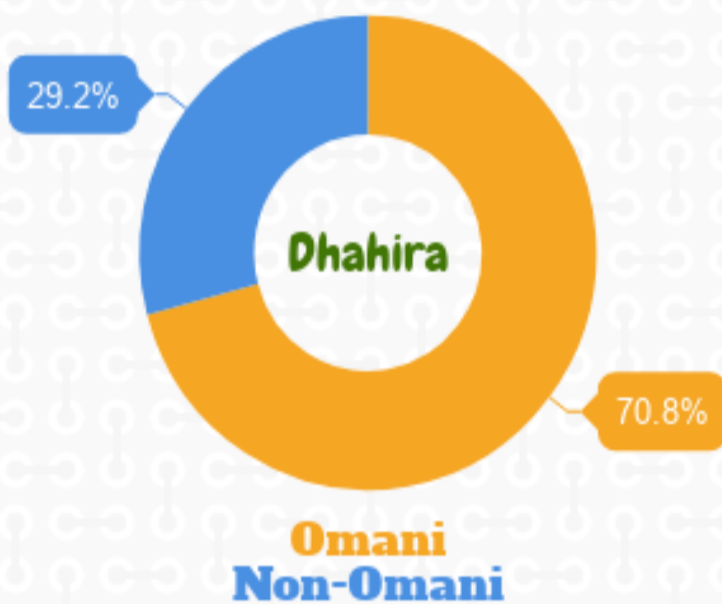




# ESTIMATED POPULATION for DHAHIRA GOVERNORATE mid Year\_2017



## % of Population by nationality



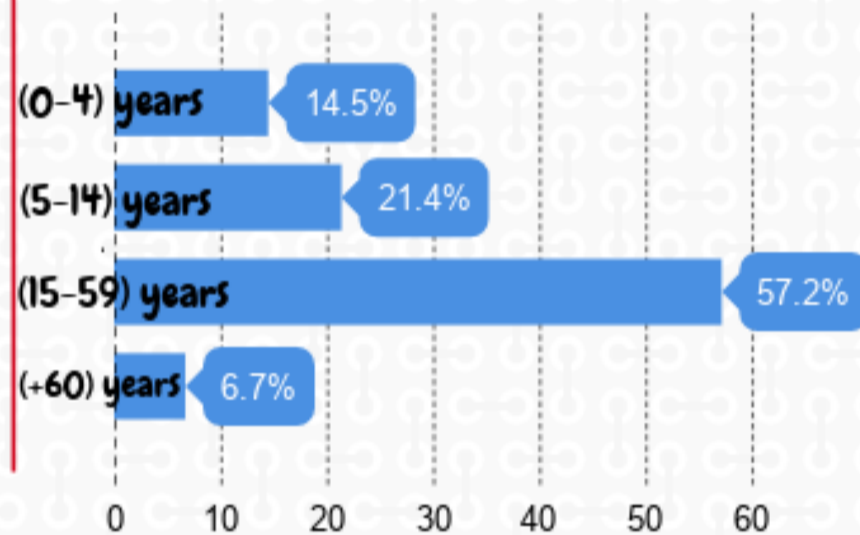
The percentage of Omani population slightly increased by 3.2% in 2017 compared to 2016.

## Total Population of Dhahira\_mid2017

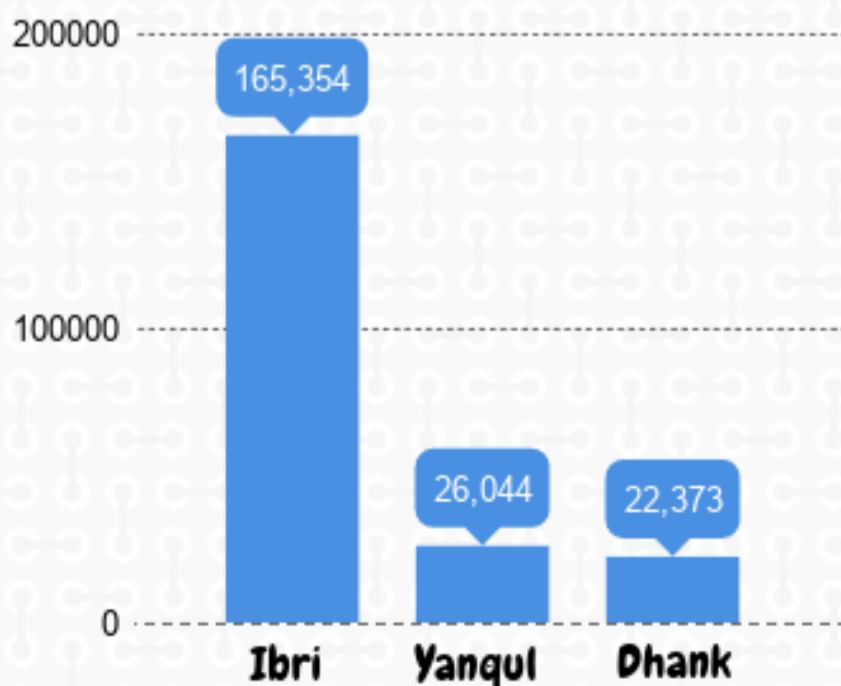
### 213,771 person

In mid\_year 2017, the percentage of Male represents 60.1% compared to 39.1% for female in Dhahira Governorate.

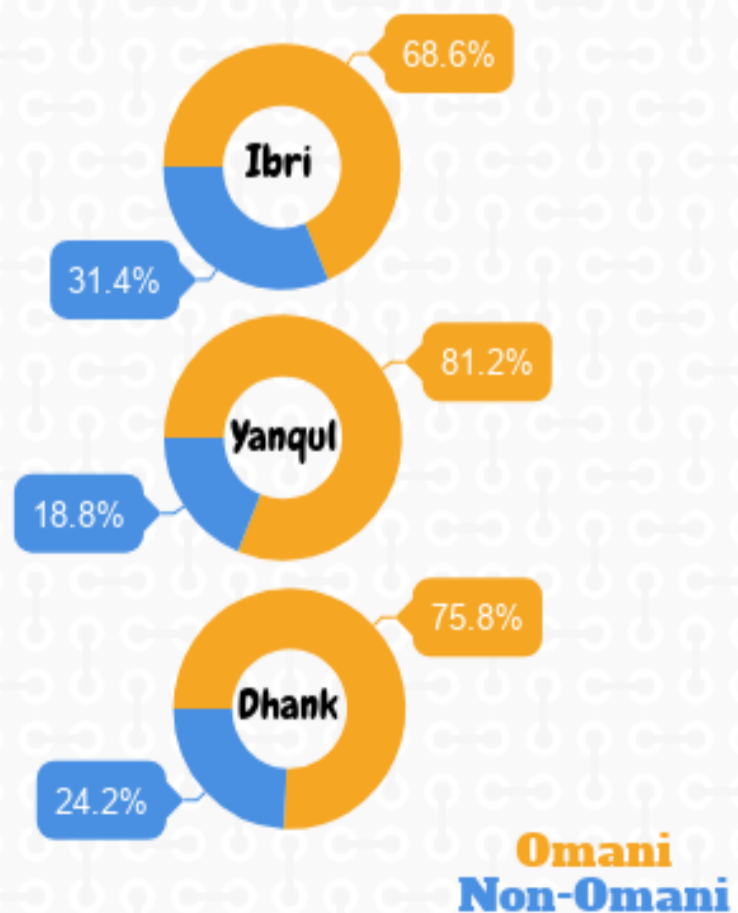
## % of Omani Population by age



## Total Population by Wilayat



## % of nationality by wilayat



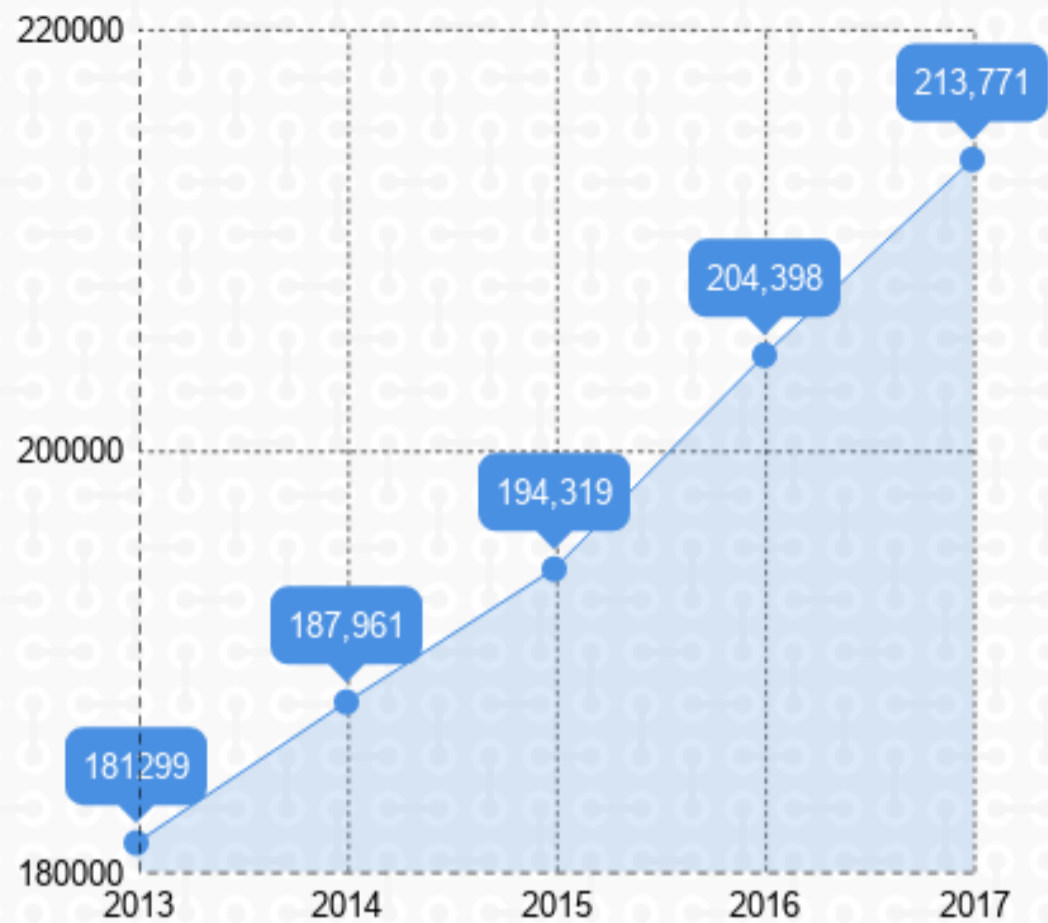
Designed by:  
Planning & Studies Department- Dhahira Governorate  
Statistics and Data Management Section

## Total Population by years

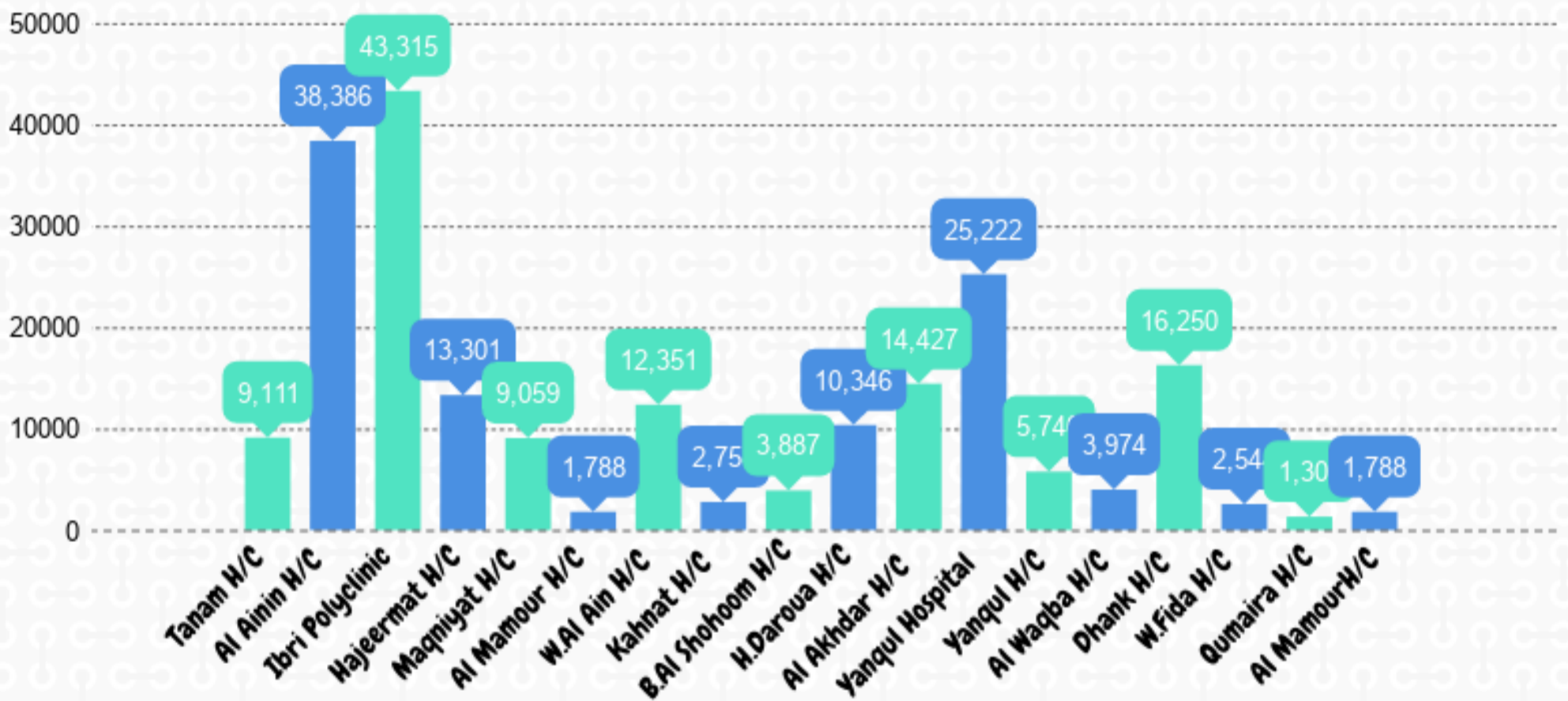
From the opposite figure, we observe that the population rose at varying rates from one year to the next one. It increased by 4.6% in 2017 compared to 2016.

In mid year 2017, Dhahira Governorate represents 4.7% of the total population of the Sultanate.

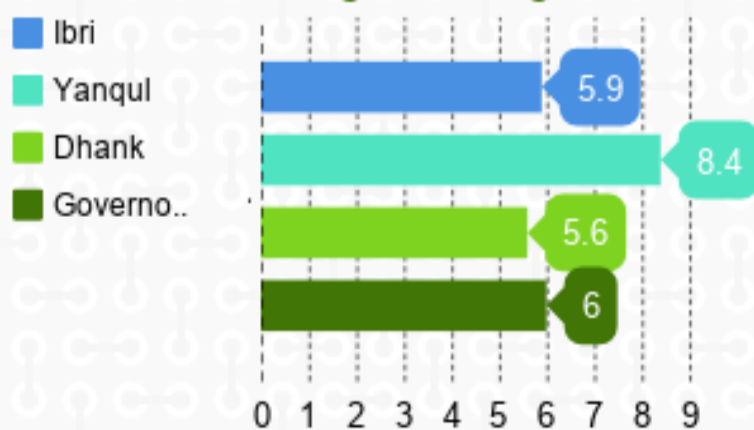
In mid year 2017, Dhahira Governorate is ranked 8 in the total of non-Omani population compared to other governorates.



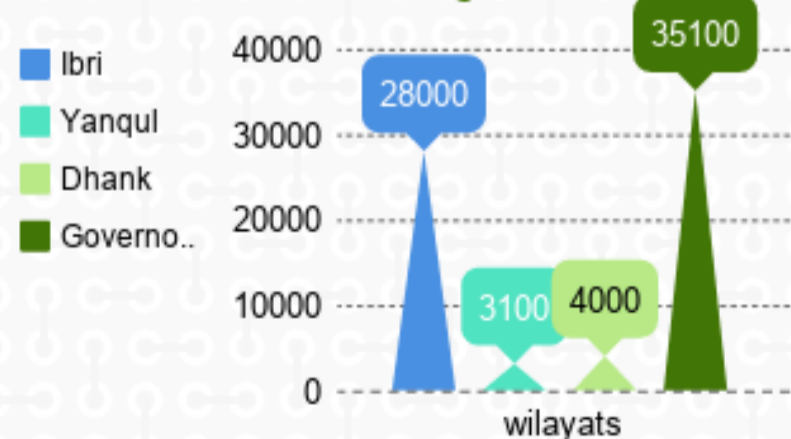
## Total Population by Health Institution (Catchment Area)



## Density of wilayat



## Area of wilayat



Designed by:

Planning & Studies Department- Dhahira Governorate  
 Statistics and Data Management Section

### Estimated Population by age group for all Health Institutions \_ mid 2017

Health Institution	AL-Ainin H/C	AL-AKhder H/C	Al Mamur H/C	Bilad Al Shuhuom H/C	Hamra Al Daruoa H/C	Hajee mat H/C	Ibri Polyclinic	Kahnat H/C	Maqniyat H/C	Tanam H/C	Wadi Al Ain H/C	AL-Waqba H/C	Yanqul H/C	Yanqul Hospital	Dhank H/C	Qumaira H/C	Wadi Fida H/C	Governorate
4 - 0	3,756	1,488	173	515	424	1,654	3,817	357	1,177	830	1,577	482	676	2,801	1,890	162	290	22,068
9 - 5	3,184	1,258	147	430	391	1,383	3,258	298	982	707	1,316	403	567	2,355	1,586	136	244	18,642
14 - 10	2,551	1,009	118	346	305	1,113	2,605	240	791	565	1,060	324	456	1,892	1,275	109	196	14,954
19 - 15	2,380	946	110	331	250	1,059	2,405	229	755	524	1,011	308	432	1,787	1,207	104	185	14,021
24 - 20	3,577	1,353	166	377	900	1,278	3,990	266	876	842	1,191	381	548	2,388	1,547	126	241	20,047
29 - 25	6,149	2,211	289	447	2,425	1,672	7,489	329	1,072	1,540	1,499	515	771	3,597	2,211	164	353	32,731
34 - 30	5,394	1,947	253	405	2,072	1,500	6,529	296	968	1,346	1,350	461	688	3,192	1,969	148	314	28,830
39 - 35	3,698	1,341	173	288	1,373	1,056	4,442	210	687	917	955	323	481	2,215	1,373	104	218	19,855
44 - 40	2,359	858	110	189	855	686	2,818	137	448	583	622	210	311	1,428	886	67	141	12,709
49 - 45	1,474	535	69	116	543	424	1,767	84	276	365	383	130	193	889	549	42	87	7,927
54 - 50	1,158	429	54	107	356	375	1,338	77	252	279	345	113	166	739	468	37	74	6,368
59 - 55	884	334	41	92	226	314	988	65	215	209	292	94	135	591	381	31	60	4,952
64 - 60	560	217	26	69	99	225	595	48	158	127	213	66	94	398	264	22	41	3,222
69 - 65	409	162	19	56	48	179	417	39	127	90	170	52	73	304	205	18	32	2,398
74 - 70	301	120	14	42	30	135	303	29	96	66	129	39	55	227	154	13	24	1,776
75 - 79	255	101	12	36	24	115	255	25	82	56	110	33	47	193	130	11	20	1,505
80+	299	119	14	42	28	135	299	29	96	65	129	39	55	226	153	13	24	1,766
<b>TOTAL</b>	<b>38,386</b>	<b>14,426</b>	<b>1,787</b>	<b>3,887</b>	<b>10,346</b>	<b>13,301</b>	<b>43,315</b>	<b>2,758</b>	<b>9,059</b>	<b>9,112</b>	<b>12,351</b>	<b>3,974</b>	<b>5,747</b>	<b>25,222</b>	<b>16,250</b>	<b>1,307</b>	<b>2,543</b>	<b>213,771</b>
<b>%</b>	<b>18.0%</b>	<b>6.7%</b>	<b>0.8%</b>	<b>1.8%</b>	<b>4.8%</b>	<b>6.2%</b>	<b>20.3%</b>	<b>1.3%</b>	<b>4.2%</b>	<b>4.3%</b>	<b>5.8%</b>	<b>1.9%</b>	<b>2.7%</b>	<b>11.8%</b>	<b>7.6%</b>	<b>0.6%</b>	<b>1.2%</b>	<b>100.0%</b>

## Population change factors:

- Population change is caused by three factors: births, deaths and migration.
- Every day births increase the population.
- Deaths occurring every day decrease the population.
- Immigrants from one country to another reduce the population in the first and increase the number in the second.

$$\text{Population Change} = (\text{births} + \text{immigration}) - (\text{deaths} + \text{emigrations})$$

## Population Growth:

An increase in the number of people that reside in a country, state or city.